

## DS NVD - ADJUSTABLE SEAL FOR PIPE JACKING



DS NVD is an adjustable seal, developed for intermediate jacking stations. It is made from elastomers with dense structure in accordance with the requirements of DIN EN 681-1.

- Adjustable seals are used in the pipe jacking process. The sealing profile is mounted into a U-shaped steel construction at the end of the following pipe in such a way that it is compressed radially against the cylindrical mantle pipe by 10-12%. From the inside of the pipe the deformation of the sealing profile can be adjusted through bolts, which are moving pressure plates within the U-shaped steel construction, thus the sealing capacity can be adjusted to the requirements.

### SPECIAL ADVANTAGES

- can adapt to the technical requirements of the seal by manual control of the retractive tension.
- less friction on the mantle pipe and thus lower assembly forces thanks to controllable retractive tension.
- with adequate lubrication no destruction of the seal during pipe jacking.
- In stock – therefore can be quickly supplied.

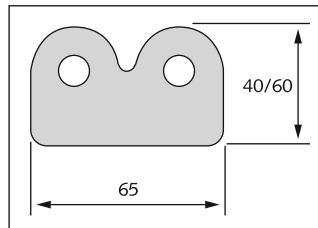
### MATERIAL

DS NVD profile is produced from ethylene propylene diene rubber (EPDM), hardness 60+5 IRHD. The material resists the usual stresses caused by sewage.



## CROSS SECTION OF THE SEAL

The sealing profile has a width of 65 mm and a height of 40 mm or 60 mm. Both bulge shaped ribs with holes in the top part face the mantle pipe when being installed.



## REQUIREMENTS ON THE FOLLOWING PIPE

The steel construction for the seating of the seal has to be anchored securely to the concrete of the following pipe and has to be connected water tight. To hinder a leakage path under the steel construction special measurements are possibly necessary.

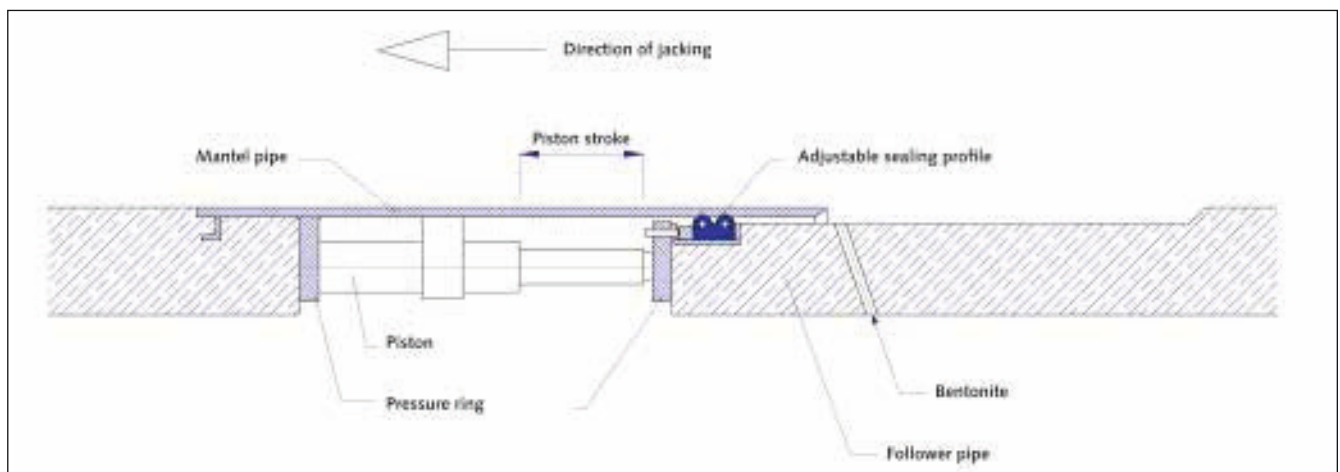
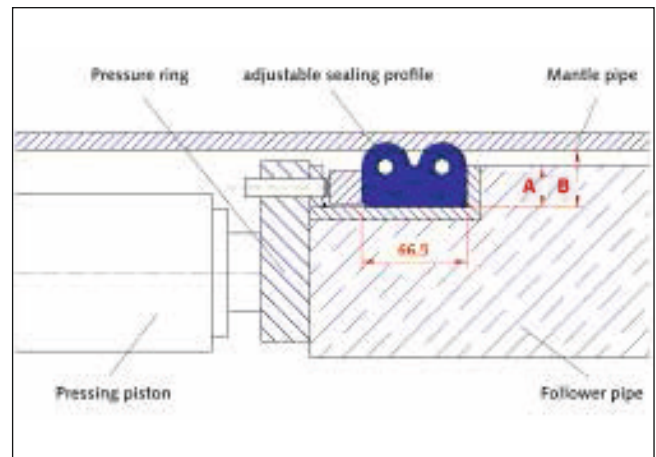
The groove and the slide area of the mantle pipe have to be smooth and clean so that the seal cannot be damaged.

To minimize the abrasion it is highly recommended to have a lubrication during pipe jacking. Therefore an injection opening for a bentonite suspension in direct proximity of the seal has to be arranged.

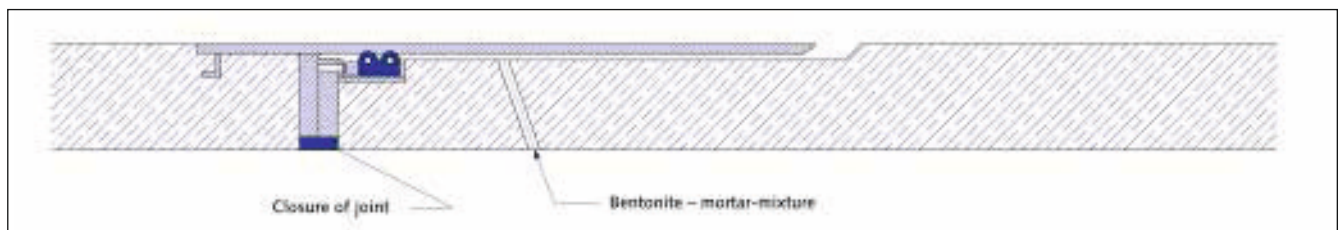
## INSTALLATION TIPS

The sealing profile is mounted to the spigot end of the follower pipe having a pre-tension of around 8% and is placed into the steel groove. The bulges face the exterior side. With screws pressure plates are securely pressed all round against the sealing profile.

For the mounting of intermediate jacking stations lubricant is applied to the whole slide area of the mantle pipe.



During the jacking



End of jacking

## NVD PROFILE TABLE

Dimensions in mm

hj	hj +	hj -	b ± 1,5	Level A	Level B
40	1,6	0,2	65,0	25,0	35,0
60	1,6	0,2	65,0	45,0	55,0

Values and properties shown in diagrams and tables are not subject to any guarantees. Our warranty is limited to the values and properties as required by the relevant standards. Our literature, data sheets and recommendations represent our knowledge at the time of printing but are in no way legally binding on us. Our "General Conditions of Sale" apply to all sales.