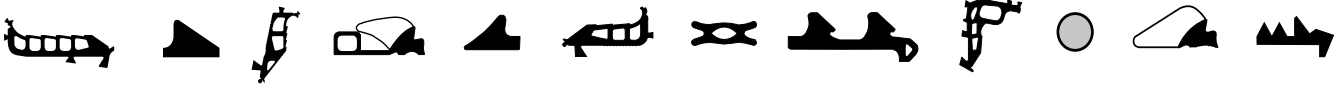


PRODUCT DATA SHEET DS GS



DS GS is a slip ring seal made from elastomers with dense structure for the permanent sealing of concrete pipes and reinforced concrete socket pipes and socket box culverts.

- DS GS is in accordance with the requirements of EN 681-1 / DIN 4060 [88] (seals made from elastomers) and the FBS quality guideline.
- DS GS pipe connections fulfill the criteria of DIN EN 1916, method 1-4.
- DS GS is a compression slip ring seal. It requires a shoulder or chamber on the spigot end which determines the seat of the profile.
- DS GS can be supplied in different specific cross sections.
- DS GS is normally separately supplied by the pipe manufacturer directly to the job site along with the pipes or fixed to the spigot end in the works.
- With its even ascending wedge shape DS GS eases the centering and the laying of the pipes.
- DS GS pipe connections resist high shearing forces tested by the FBS quality guideline.

**Tested and quality controlled
by MPA Berlin-Brandenburg.**

SPECIAL ADVANTAGES

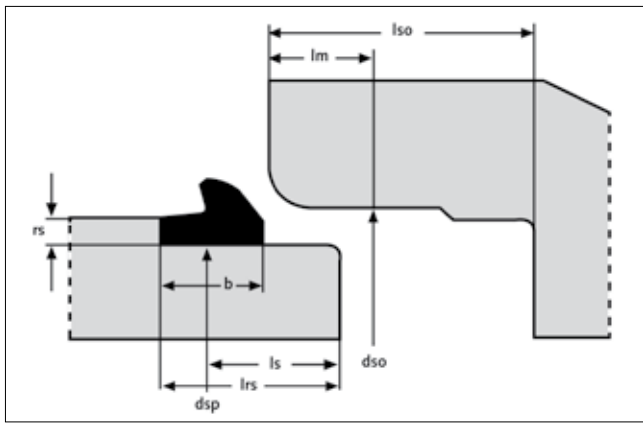
- compact slip-ring seal
- particularly suitable for pipe constructions with chambered seal
- supplied loose, at low temperatures it can be separately warmed up.

MATERIAL

DS GS is usually produced from styrene-butadiene rubber (SBR), hardness 40+5 IRHD and 45±5 IRHD. The material resists the usual stresses caused by sewage. In case of content of light liquids (oil, petrol, fuels) in the sewage water it is recommended to use DS GS out of acryl-nitrile-butadiene-rubber (NBR), which has a higher resistance against light liquids.



PIPE REQUIREMENTS (all dimensions in mm)



- Concrete and reinforced concrete pipes must comply with the requirements of DIN EN 1916 and DIN V 1201.

By taking appropriate production measures – e.g. use of outer and inner supporting rings – it must be ensured that the limits for the gaps max w and min w of the dimensioning table are met.

Design of the spigot end:

- $rs \geq 0,35 \cdot hj$ (beachte FBS-QR!)
- $ls = lrs - 15$;
- $lm = lso - ls - 10$

Chamber width:

- $> b + 3$
- For chambered sealings the chamber must be large enough to accept the volume of the seal!

DIMENSIONING OF THE SEALING RING

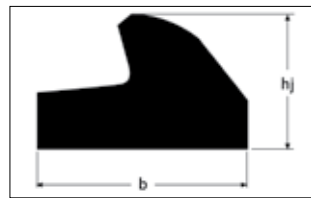
(All dimensions in mm)

For the dimensioning of the necessary seal height hj the socket gap width w has to be determined. To achieve this, the outer diameter of the spigot end dsp and the inner diameter of the socket end must be measured on at least ten pipes of a production batch or delivery. The pipes and the diameters are to be selected according to information gained on site in such a way that the maximum and minimum values are recorded. Max w and min w of the socket gap width are then calculated from the measured values as follows:

$$\max w = \frac{\max dso - \min dsp}{2}$$

$$\min w = \frac{\min dso - \max dsp}{2}$$

The cut length of the sealing ring is to be calculated as follows:



$$l = 2,73 \times (dsp + hj)$$


(deformation 30% – 45%,
pre-stretching $s = 15\%$)

hj	t+	t-	b ± 1,5	max w	min w	w ±	
16	0,6	0,2	25,5	10,3	8,5	9,4	0,9
18	0,6	0,2	27,0	11,6	9,5	10,6	1,0
20	0,8	0,2	29,5	12,9	10,7	11,8	1,1
21	0,8	0,2	31,0	13,6	11,2	12,4	1,2
22	0,8	0,2	32,5	14,2	11,7	13,0	1,3
23	0,8	0,2	33,5	14,9	12,2	13,5	1,3
24	0,8	0,2	35,0	15,5	12,7	14,1	1,4
26	0,8	0,2	38,0	16,8	13,7	15,3	1,5
28	0,8	0,2	40,5	18,1	14,8	16,5	1,7
30	0,8	0,2	43,0	19,5	15,8	17,6	1,8

Smaller or larger hj on request.

PIPE INSTALLATION TIPS

Die DS GS pipe connections can be installed without any problems using normal construction site equipment. When laying the pipes observe DIN EN 1610 and the DWA-A 139 work sheet.



- Clean the sealing ring, socket and spigot end.
- Mount pre-stretched sealing ring on spigot end and place it next to the shoulder ensuring an even pre-stretching of the sealing ring.
- Cover the seal slide surface and the socket thoroughly with DS lubricant. The additional use of lubricant on the seal is recommended as this reduces the mounting forces.
- Move spigot end centrally into socket and pull pipes together.

Values and properties shown in diagrams and tables are not subject to any guarantees. Our warranty is limited to the values and properties as required by the relevant standards. Our literature, data sheets and recommendations represent our knowledge at the time of printing but are in no way legally binding on us. Our "General Conditions of Sale" apply to all sales.

DS⁺
DICHTUNGSTECHNIK